



INVERTED PRESSURE BALANCE LUBRICATED PLUG VALVES 压力平衡式倒装油密封旋塞阀

I、It has the structure of flip chip balanceable pressure and light on or off operation.

II、An oil groove is set between body and seal surface, which may infuse the seal grease to increase the seal capability.

III、The part materials and flange dimensions may be selected according to current working condition and customer's requirement, so that meet the requirements of various engineering.

Features 结构特点

- 1、倒装压力平衡的结构，开关动作轻。
- 2、阀体和密封面间设有油槽，可通过油嘴向阀座注入密封油脂，增加密封性能。
- 3、零件材质及法兰尺寸可根据客户要求合理选配，满足各种工程需要。

Technical Data 技术参数

Size 公称尺寸：NPS 1¹/₂ ~ 14

Pressure Ratings 压力等级：Class 150 ~ Class 900

Temperature 适用温度：-29°C ~ 121°C

Design Standard 设计标准：API 6D、ASME B16.34

Face to Face 结构长度：API 6D、ASME B16.10

Flanged Ends 法兰端：ASME B16.5

Test and Inspection 试验和检验：ISO 5208、API 598

Drive Means：Manual, Electric Actuator, Pneumatic Actuator

驱动方式：手动、电动、气动

Notes: The sizes of serial valve flange dimensions can be designed according to customer's requirement.
注：系列阀门法兰端尺寸可根据客户要求设计制造。

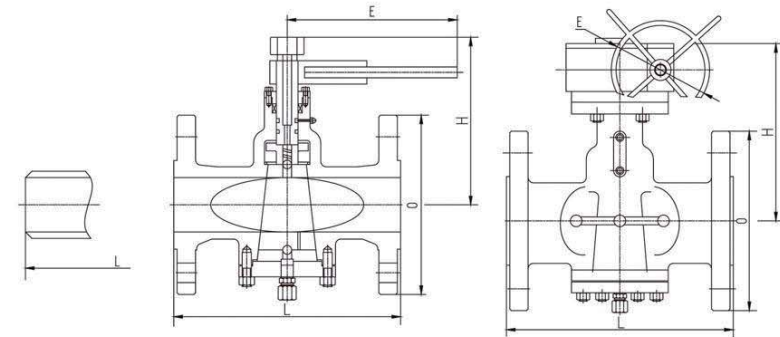
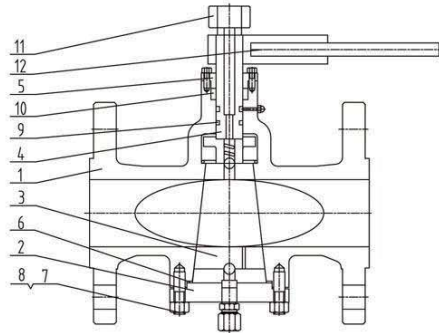
General Application 一般用途

Inverted pressure balance lubricated plug valve is applicable to the cutting and connection of pipelines medium that are used in various industries such as petroleum, chemical industry, pharmacy, chemical fertilizer, electric power industry etc.

压力平衡式倒装油密封旋塞阀适用于石油、化工、制药、化肥、电力行业等各种工况的管路上，切断或接通管路介质。



ANSI INVERTED PRESSURE BALANCE LUBRICATED PLUG VALVES 美标压力平衡式倒装油密封旋塞阀



Material Specifications 材料规范

NO. 序号	Parts 零件名称	Materials 材料	
		Carbon Steel 碳钢	Stainless Steel 不锈钢
		ASTM	ASTM
1	Body 阀体	A216 WCB	A351 CF8M
2	Bonnet 阀盖	A105	A182 F316
3	Plug 塞子	A216 WCB + N	A351 CF8M + N
4	Stem 阀杆	A182 F6a	A182 F316
5	Gland 填料压盖	A105	A182 F316
6	Gasket 垫片	Graphite + SS 柔性石墨+ SS	Graphite + SS 柔性石墨+ SS
7	Bolt 螺栓	A193 B7	A193 B8M
8	Nut 螺母	A194 2H	A193 8M
9	O-ring O型圈	FPM	FPM
10	Packing 填料	Graphite + SS 柔性石墨+ SS	Graphite + SS 柔性石墨+ SS
11	Oil Nozzle 加油嘴	SS 不锈钢	SS 不锈钢
12	Lever 手柄	CS 碳钢	CS 碳钢

Note: The materials can be selected according to customer's requirement. 注：材料可根据客户要求合理选用。

Dimensions and Weights 尺寸及重量 (Class150 ~ Class300)

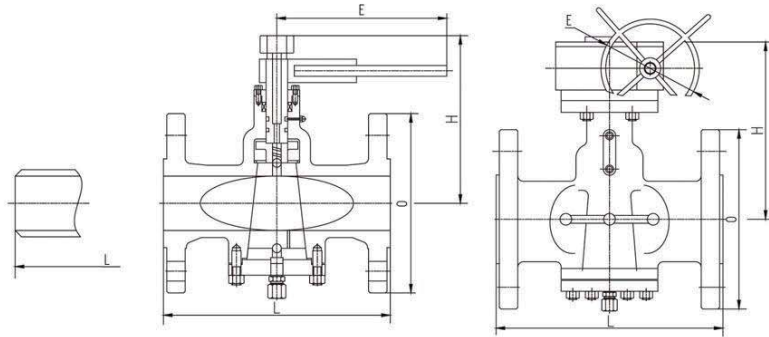
Class 压力级	NPS(in) 公称尺寸	Dimensions 尺寸 / mm					Weight 重量 / kg
		L		O	H	E	
		RF	BW				
Class 150	1½	—	—	125	210	500	19
	2	178	267	150	215	500	21
	2½	190	305	180	250	720	29
	3	203	330	190	270	720	33
	4	229	356	230	300	300	48
	5	254	381	255	340	300	75
	6	267	457	280	365	320	98
	8	292	521	345	400	320	125
Class 300	10	330	559	405	450	350	171
	12	356	635	485	510	380	230
	14	381	—	535	590	380	370
	1½	190	—	155	210	600	21
	2	216	267	165	215	820	24
	2½	241	305	190	250	1000	31
	3	283	330	210	270	1000	36
	4	305	356	255	300	300	61
	5	381	—	280	340	300	86
	6	403	457	320	365	320	130
	8	419	521	380	400	320	190
	10	457	559	445	450	350	255
	12	502	635	520	510	380	380
	14	762	762	585	590	380	560

Notes: NPS4 or above with worm gear. 注：NPS4和NPS4以上为蜗轮操作。



ANSI INVERTED PRESSURE BALANCE LUBRICATED PLUG VALVES

美标压力平衡式倒装油密封旋塞阀



Dimensions and Weights 尺寸及重量 (Class600 ~ Class900)

Class 压力级	NPS(in) 公称尺寸	Dimensions 尺寸 / mm					Weight 重量 / kg
		L		O	H	E	
		RF	BW				
Class 600	1½	241	241	155	210	600	24
	2	292	292	165	215	820	29
	2½	330	330	190	250	1000	35
	3	356	356	210	270	1000	47
	4	432	432	275	300	300	91
	6	559	559	355	365	320	210
	8	660	660	420	400	320	320
	10	787	787	510	450	350	660
	12	838	838	560	510	380	920
Class 900	1½	305	305	180	210	600	30
	2	368	368	215	215	820	37
	2½	419	419	245	250	1000	44
	3	381	381	240	270	1000	65
	4	457	457	290	300	300	110
	6	610	610	380	365	320	255
	8	737	737	470	400	320	380
	10	838	838	545	450	350	810
	12	965	965	610	510	380	1050

Notes: NPS4 or above with worm gear. 注: NPS4和NPS4以上为蜗轮操作。